



# Elf ACTIVITIES BUNDLE



# Instructions:

There are two different sections included in this Elf on the Shelf bundle.

The first section is printable cards from your elf. You can pick whichever card you want to use for each day. The cards do not have printable props or activities that go along with them. You may need to use things that you have around the house to act out what is written on the card. For example put out hot chocolate for the card that states “Cocoa Party” and hide candy canes around the room for the card that states “Candy Cane Hunt”.

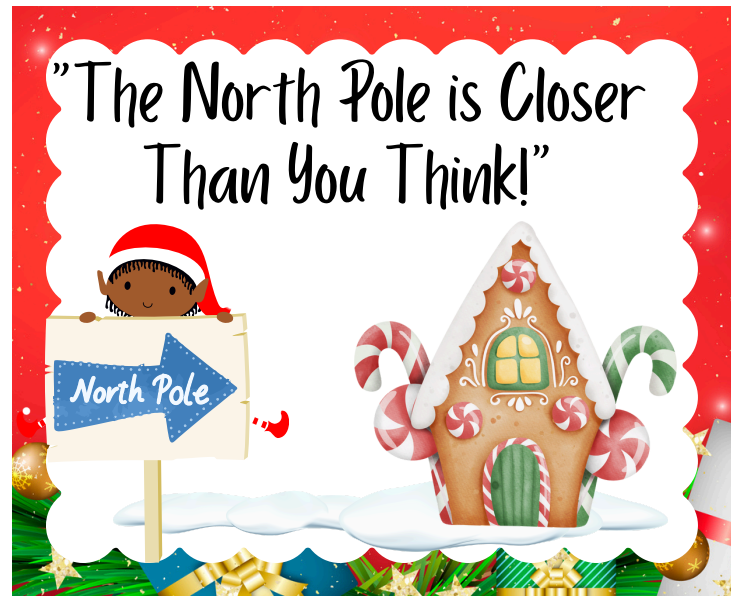
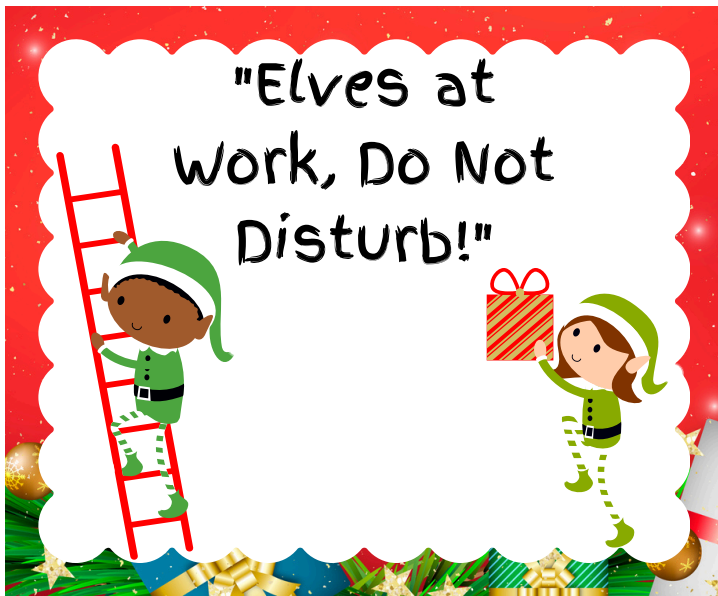
The second section has a printable card from the elf along with a printable activity to go with it. You can put out the card along with the printable activity each day in the order that you choose. Except the last 2 cards are specifically for the last two nights before the elf leaves to go back home.

*Merry Christmas!*



# Section one:

## PRINTABLE CARDS FROM YOUR ELF



"I saw that!  
Better  
stay on the  
nice list!"



"Can we make a  
snowman today?"



"I'm here to help make  
your season magical!"



"Uh-oh! I left a little  
sparkle trail."

OOPS!



"Today's  
challenge:  
Be extra  
kind to  
someone!"



"Let's decorate  
the Christmas  
tree"









"Starting my day the  
elf way—with a  
cozy, little breakfast!"



"Who knew elves were  
such good climbers?"

Rock Climbing  
on Wall



"I'm back!  
Can't wait for  
all the fun!"

Cocoa  
Party



Candy Cane Hunt



"Find all the  
candy canes I  
hid!"



Marshmallow  
Snowman  
Building




Elf in a  
Balloon Basket



Toy Car Race



Cookie Decorating



Christmas Tree  
Decorating



Elf  
Yoga

"Come  
and join  
us!"



"Say  
cheese!"

Silly  
Selfies







"Today's  
adventure:  
sliding into the  
holiday fun on  
a peppermint  
slide!"



"Uh-oh! I think I  
may have unrolled  
too much... guess  
I'll have to start  
wrapping!"



"Bundling  
up for a  
sleigh ride  
with my  
buddies!"



"Making a cozy popcorn  
garland for some holiday  
cheer! Want to join me?"



Stuck  
in a Jar



"Wishing you a day as  
magical as a snow angel!"





"Oops! I might've  
spilled a little..."



"Even elves have  
laundry day!"



Letter to Santa



Dear Santa

Blank lines for writing a letter to Santa.



Snowball Fight



"Merry Christmas and see you  
next year! Keep being good and  
spreading joy!"




## Section two:


# PRINTABLE CARDS FROM YOUR ELF WITH MATCHING PRINTABLE ACTIVITIES



Cut out each elf card



Cut out each activity



Place a different card and activity with your  
elf each morning!

# ELF KIT ACTIVITIES

## 24 DAYS

Cut out the elf card and elf  
stationary to set out with  
your elf.




Stationary template with a green border featuring snowflakes and trees. The central area contains 15 horizontal lines for writing. A small illustration of an elf's head and shoulders is visible in the bottom right corner.



# ELF KIT ACTIVITIES

## 24 DAYS

Cut out the elf card and  
matching elf camera to set  
out with your elf.



# ELF KIT ACTIVITIES

## 24 DAYS

Cut out the elf card and coloring page. Color just a couple of the items on the page so that it will look like the elf has colored it. Leave crayons, the elf card, & the coloring page out with your elf.

Coloring is so  
much fun.  
Come and  
join me.



# ELF KIT ACTIVITIES

## 24 DAYS

Cut out the elf card and  
Christmas Countdown to  
set out with your elf.





# ELF KIT

## ACTIVITIES

### 24 DAYS

Cut out the elf card and word search to set out with your elf.



C	A	N	D	Y	C	A	N	E	B	H	I	J	G	W	O	N	S
H	E	C	L	O	P	Q	O	A	E	F	M	U	W	C	E	I	B
R	A	K	G	N	H	X	R	J	U	L	A	Q	F	Z	O	C	F
I	D	J	M	U	V	W	T	K	D	G	N	V	Z	T	K	E	H
S	L	E	I	G	H	L	H	I	N	P	H	U	G	X	F	D	J
T	F	B	O	Q	Z	A	P	C	L	V	W	T	Y	J	V	I	C
M	N	P	K	C	E	Y	O	A	M	Z	R	M	Y	P	L	P	G
A	E	X	C	M	Q	X	L	O	Y	J	E	F	Z	Y	O	U	N
S	H	Y	Z	J	U	W	E	G	J	N	E	B	A	W	K	E	I
J	A	Q	B	O	G	V	L	Q	P	O	D	L	V	X	X	Y	K
I	O	N	D	D	A	G	Z	I	F	E	N	G	T	U	Y	I	C
C	K	Z	T	F	I	W	O	V	F	L	I	D	Z	A	D	O	O
G	L	N	U	A	E	X	Y	I	H	U	E	K	Q	W	X	V	T
M	A	G	I	C	B	J	P	M	Q	P	R	E	S	E	N	T	S

- Magic
- Snow
- Toy
- Sleigh

- Gift
- Stocking
- Presents
- Elf

- Santa
- Christmas
- Reindeer
- North Pole

- Naughty
- Nice
- Candy Cane

# ELF KIT ACTIVITIES

## 24 DAYS

## ANSWERS KEY

C	A	N	D	Y	C	A	N	E	B	H	I	J	G	W	O	N	S
H	E	C	L	O	P	Q	O	A	E	F	M	U	W	C	E	I	B
R	A	K	G	N	H	X	R	J	U	L	A	Q	F	Z	O	C	F
I	D	J	M	U	V	W	T	K	D	G	N	V	Z	T	K	E	H
S	L	E	I	G	H	L	H	I	N	P	H	U	G	X	F	D	J
T	F	B	O	Q	Z	A	P	C	L	V	W	T	Y	J	V	I	C
M	N	P	K	C	E	Y	O	A	M	Z	R	M	Y	P	L	P	G
A	E	X	C	M	Q	X	L	O	Y	J	E	F	Z	Y	O	U	N
S	H	Y	Z	J	U	W	E	G	J	N	E	B	A	W	K	E	I
J	A	Q	B	O	G	V	L	Q	P	O	D	L	V	X	X	Y	K
I	O	N	D	D	A	G	Z	I	F	E	N	G	T	U	Y	I	C
C	K	Z	T	F	I	W	O	V	F	L	I	D	Z	A	D	O	O
G	L	N	U	A	E	X	Y	I	H	U	E	K	Q	W	X	V	T
M	A	G	I	C	B	J	P	M	Q	P	R	E	S	E	N	T	S


# ELF KIT

## ACTIVITIES

### 24 DAYS

Cut out the elf card and tree decorations. Set the elf card, tree decoration, glue, and the printable Christmas tree out with your elf.







# ELF KIT ACTIVITIES

## 24 DAYS

Cut out the elf card and scavenger hunt list to set out with your elf. Make sure to have items that are on the scavenger hunt list around your house for kids to find.



<input type="checkbox"/>		<input type="checkbox"/>		<input type="checkbox"/>	
<input type="checkbox"/>		<input type="checkbox"/>		<input type="checkbox"/>	
<input type="checkbox"/>		<input type="checkbox"/>		<input type="checkbox"/>	
<input type="checkbox"/>		<input type="checkbox"/>		<input type="checkbox"/>	
<input type="checkbox"/>		<input type="checkbox"/>		<input type="checkbox"/>	

# ELF KIT ACTIVITIES

## 24 DAYS

Cut out the elf card, movie ticket, & popcorn voucher.  
Set them out with your elf.




ADMIT  
ONE






# ELF KIT ACTIVITIES

## 24 DAYS

Cut out the elf card and  
snowman pieces. Set them  
all out with glue.







# ELF KIT ACTIVITIES

## 24 DAYS

Cut out the elf card and elf jokes and set them out with your elf.



What kind of music do Santa's elves like best?

-WRAP MUSIC

Why did the Christmas tree go to the barber?

-IT NEEDED TO GET TRIMMED!

What do you get when you cross a snowman and a dog?

-FROSTBITE!

What did one Christmas light say to the other?

-YOU LIGHT UP MY LIFE!

Why did Santa's helper see the doctor?

-BECAUSE HE HAD LOW ELF-ESTEEM

What do you call a snowman with a six-pack?

-AN ABDOMINAL SNOWMAN!

What do snowmen eat for breakfast?

-FROSTED FLAKES!

How do sheep say Merry Christmas?

-FLEECE NAVIDAD!

# Elf Kit Activities

## 24 DAYS

Cut out the elf card and  
matching elf photo booth props  
to set out with your elf.



# ELF KIT ACTIVITIES

## 24 DAYS

Cut out the elf card and  
maze challenge to set out  
with your elf.



# ELF KIT ACTIVITIES

## 24 DAYS

Cut out the elf card, bingo cards, and calling card pieces. Set them all out with your elf. In the morning mix up the calling card pieces and call each item out until someone yells bingo.

---



Calling Card				
				
				
				
				
				








# ELF KIT ACTIVITIES

## 24 DAYS

Cut out the elf card and coloring page and set them out with your elf, plus crayons.





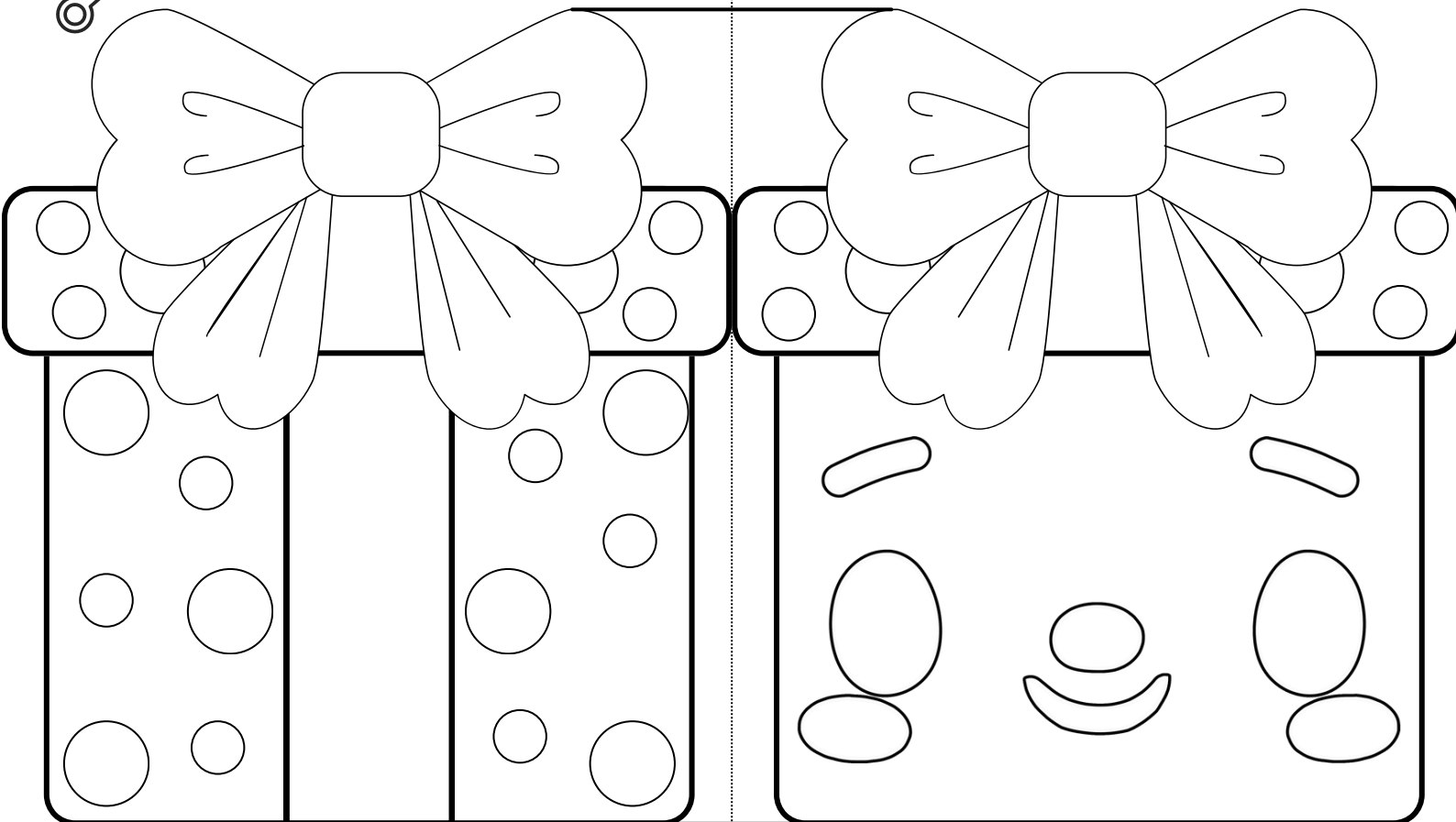
# ELF KIT ACTIVITIES

## 24 DAYS

Cut out the elf card and present shaped card below. Set the elf card, present shaped card, colors, and pen or pencil with your elf. Your child is to color the outside, fold in half on the line, and add a special note to a friend on the inside.



fold in half



# ELF KIT ACTIVITIES

## 24 DAYS


Cut out the elf card and  
Nice List Certificate. Write  
you childs name on it and  
set both out with your elf.



# ELF KIT ACTIVITIES

## 24 DAYS

Cut out the elf card and cookie pieces below. You should set them out with your elf along with some glue so you child can glue the cookie pieces onto the cookies.







# ELF KIT ACTIVITIES

## 24 DAYS

Cut out the elf card, tic tac toe board, and game pieces.  
Set them all out with your elf.









# Elf Kit ACTIVITIES

## 24 DAYS

Cut out the elf card, reindeer coloring page below, and reindeer noses on the next page.

Set them all out with your elf. After your child has colored the reindeer, hang it on the wall, cover their eyes, and let them try to pin the nose on their reindeer (two sided tape works best for this).

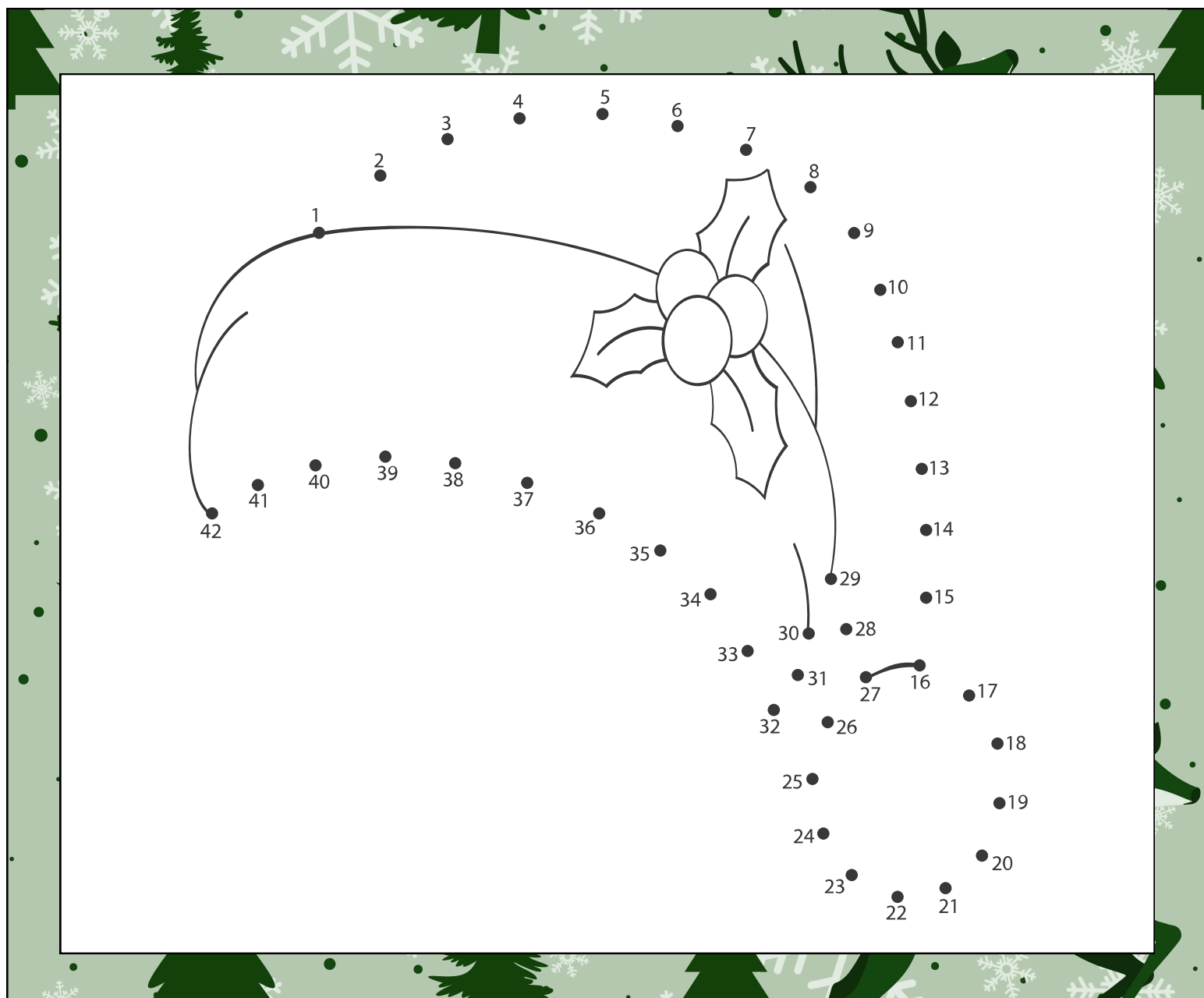




# Elf Kit Activities

## 24 DAYS

Cut out the elf card and connect the dot coloring page below. Set them both out along with a crayon with your elf.





# ELF KIT ACTIVITIES

## 24 DAYS

Cut out the elf card and matching illustration below. Set them both out with your elf. Play a Christmas song and sing with your child.



# ELF KIT ACTIVITIES

## 24 DAYS

Cut out the elf card and letter below. Set them both out along with a pen or pencil with your elf.



Dear Santa

---

---

---

---

---

---

---

---

---

---

An illustration of Santa Claus, Mrs. Claus, and an elf in a sleigh. The text "MERRY CHRISTMAS" is written on a red banner. The background is green with white snowflakes and pine trees.

# ELF KIT ACTIVITIES

## 24 DAYS

Cut out the elf card and coloring page below. Set them both out along with your elf. You can add a special parting gift from your elf to your child along with the coloring page below for them.



# ELF KIT ACTIVITIES

## 24 DAYS

Cut out the elf card and illustration below. Set them both out but this time without the elf because he has gone back home for the year.

